

Administrative Office of the U.S. Courts

Department of Program Services
Case Management Systems Office

CM/ECF

Release Notes

Notes for PACER Users

Appellate Release 1.7.2

November 2022

Table of Contents

Docket Report Changes.....	3
----------------------------	---

Docket Report Changes

The docket report has been modified for public users per a request from the Electronic Public Access Public User Group. If a user clicks the optional checkbox, "View ALL ATTACHMENTS," prior to viewing the Full Docket Report, additional checkboxes and document descriptions will display for each docket entry that includes multiple attachments. The option for "View ALL ATTACHMENTS" will always include a reminder to the user that "Selecting this option may result in a higher fee if additional data is returned."

ECF [Case Search](#) [Calendar](#) [Opinions](#) [Orders/Judgments](#) [Briefs](#) [Logout](#) [Help](#)


Docket Report Filter





Originating Docket Information
 Prior Cases
 Associated Cases
 Panel Assignment
 Party/Attorney List
 Caption
 Docket Entries
 From: To:
 View Multiple Documents
 View ALL ATTACHMENTS - *Selecting this option may result in a higher fee if additional data is returned.*

[Court Information](#) [Court Home](#) [PACER Service Center](#) [Change Client](#) [Billing History](#) [Contact Us](#)

When "View ALL ATTACHMENTS" is selected, docket entries with multiple documents will display new checkboxes indented under the docket entry. A document icon will display for each document attached to the docket entry, along with the number of pages and size of the document, and the document description.

Docket Report Changes

04/18/2022  Testing forms. [3852247] [11-1234] (Filed by Court User: GA) [Entered: 04/18/2022 04:27 PM]
16 pg, 324.48 KB

Document	Description	Pages	Size
<input type="checkbox"/> 1 	Case Info Form	10	146.31 KB
<input type="checkbox"/> 2 	Abeyance	1	74.49 KB
<input type="checkbox"/> 3 	form(s) sent	4	40.9 KB
<input type="checkbox"/> 4 	Case Handler	1	62.78 KB

Documents and Docket Summary
 Documents Only

Include Page Numbers

Selected Pages: Selected Size:

If the user clicks the main docket entry checkbox, all the corresponding indented checkboxes will also be checked. If the user de-selects one or more of the indented checkboxes, the main docket entry checkbox will be unchecked.

When clicking the new “Select All” button, all checkboxes for docket entries will be checked. The user can then de-select specific documents if needed. The user will also be able to view individual attachments for a given docket entry by clicking on the document icon.

NOTE: These changes will NOT be applied to the TXT and XML versions of the Full Docket Report (applies to Public User Full Docket Report only).

NOTE: The new “Select All” button is available on the Full Docket Report even if the “View ALL ATTACHMENTS” checkbox is not checked. The “Select All” button automatically checks all of the docket entry checkboxes so that the user may view all documents for those docket entries.